

MONTHLY DEPARTMENT REPORT
September 2022

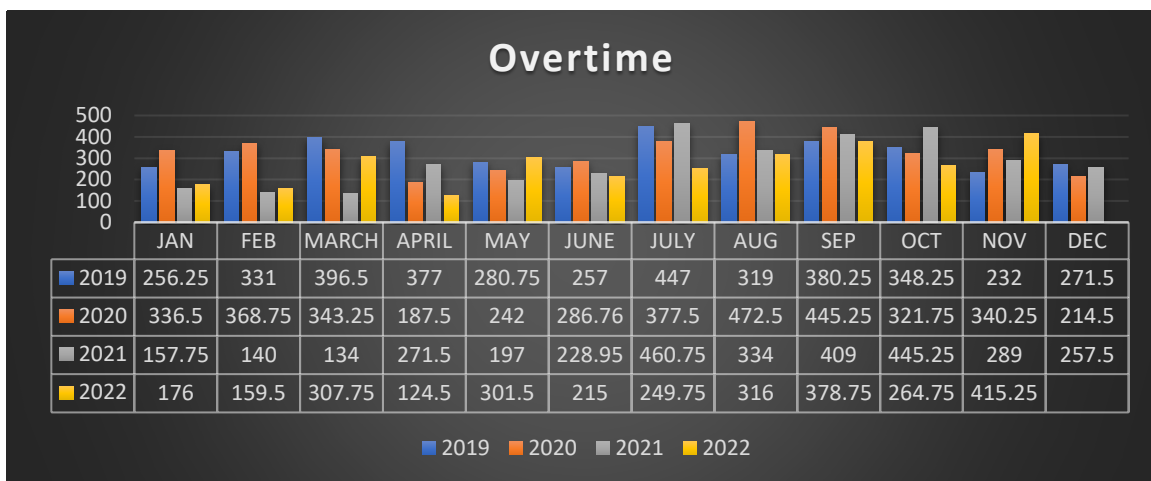
DEPARTMENT: HARTFORD POLICE DEPARTMENT

ACTIVITY MEASURE	2022	% OF 2021	2022 YTD TOTAL	% OF 2021	AUGUST SEPTEMBER '21	2021 YTD TOTAL
	CALLS FOR SERVICE (SEPTEMBER)	1212	93%	10622	96%	1306
COMPLAINTS FILED (SEPTEMBER)	139	81%	1510	92%	172	1641
WRITTEN WARNINGS (AUGUST)	248	110%	1767	95%	225	1855
TRAFFIC CITATIONS (AUGUST)	98	89%	766	65%	110	1187
MUNICIPAL CITATIONS (AUGUST)	25	104%	237	83%	24	285
FIELD INTERVIEW CARDS (AUGUST)	0	N/A	0	0%	0	2
ADULT ARRESTS (UCR DATA) (AUGUST)	29	78%	140	46%	37	306
JUVENILE ARRESTS (UCR DATA) (AUGUST)	0	0%	33	40%	7	82

SQUAD FLEET MILEAGE	SEPTEMBER 2022	% OF 2021	2022 YTD TOTAL	% OF 2021	SEPTEMBER 2021	2021 YTD TOTAL
	SQUAD 1 (PATROL)	1702	122%	14334	144%	1397
SQUAD 2 (PATROL)	1617	106%	19894	95%	1525	21030
SQUAD 3 (PATROL)	1118	102%	14402	105%	1100	13668
SQUAD 4 (PATROL)	1749	93%	12856	81%	1886	15825
SQUAD 5 (PATROL)	1138	49%	13029	77%	2333	17002
SQUAD 6 (ADMIN/POLICE AIDES)	584	75%	5019	145%	783	3459
SQUAD 7 (PATROL/SPECIAL PURPOSE)	584	123%	5375	150%	475	3585
SQUAD 8 (ADMIN)	909	165%	7298	109%	551	6700
SQUAD 9 (PATROL/K-9)	0	0%	8826	114%	1002	7757
SQUAD 10 (ADMIN/PSLO)	69	108%	938	685%	64	137
TOTAL SQUAD MILEAGE	9470	86%	101971	103%	11052	98956
AVERAGE SQUAD MILEAGE	947	86%	10197	103%	1105	9896

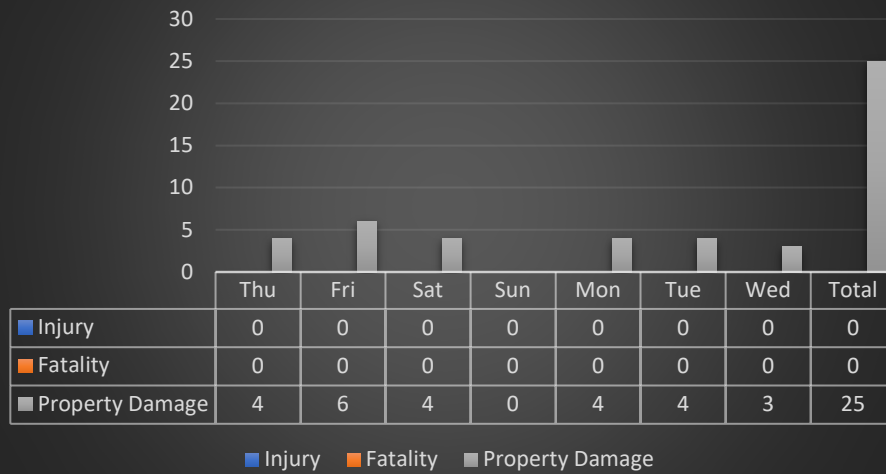
I.) MONTHLY STATISTICAL DATA**

**See below for specific Wisconsin Incident Based Reporting crime data.

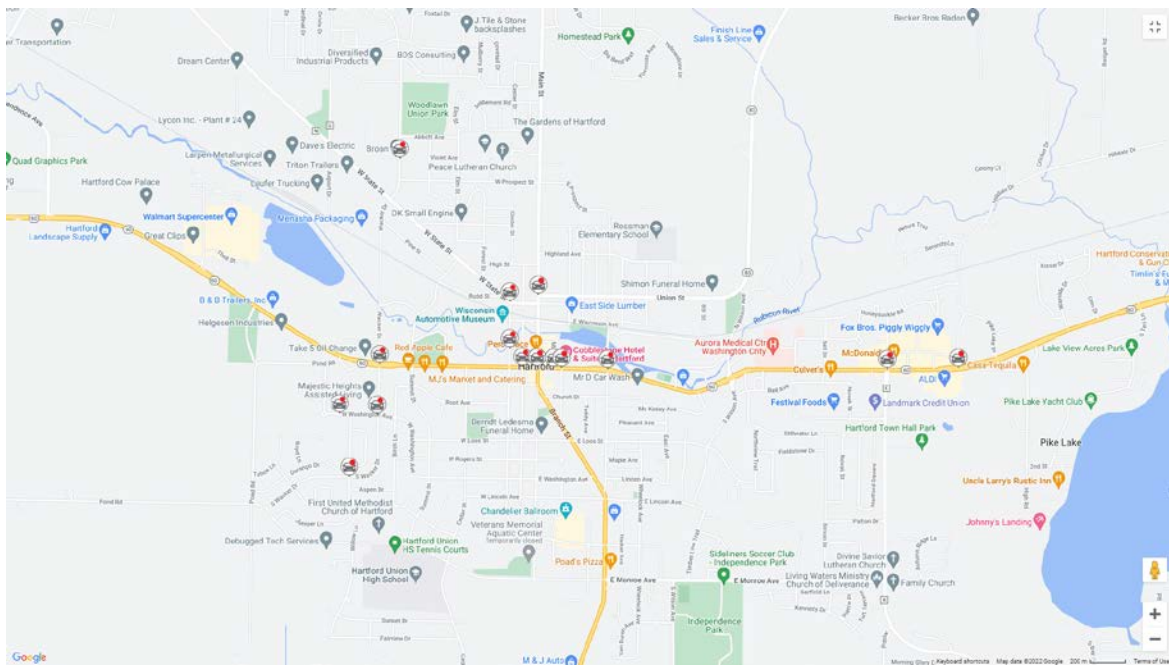


The month of September saw a slight decrease in overtime from the previous years.

SEPTEMBER CRASH REPORT



During the month of September, officers investigated twelve more vehicular crash incidents than the previous month. No crashes were personal injury related, and twenty-five resulted in property damage. They occurred on every day of the week with Friday being somewhat higher than other days for property damage related crashes. See below map for a snapshot of crash locations in September.



1.) CHIEF'S ACTIVITIES

- ◆ Attended various meetings
- ◆ Participated in a United Way event at Washington Co Fair Park
- ◆ Participated in further negotiations with the police union bargaining unit
- ◆ Attended Municipal Lock Up training at the Milwaukee Sheriff's academy
- ◆ Completed annual firearms qualification

COMMENTS:

Ten staff members of the City of Hartford packed seven cases of soup on a Wednesday afternoon at the Washington County Fairgrounds as a part of the United Way Food Drive. The staff each contributed one ingredient to each bag, which was then sealed and stamped for distribution to local food pantries in the Washington County area. In total 60,000 meals were created by the many groups of volunteers that assembled that day. The City of Hartford looks for many ways in which their staff and the community can give to the United Way, which helps thousands of people in Washington County.



DEPARTMENT TRAINING

- ◆ Department MILO Training: Warehouse shooter/EDP Basket/VJ 1 – Patrol/Investigative Staff
- ◆ Basic Fire Investigation – Kraemer
- ◆ Honor Guard – Kraemer/Deibert/Janzen/Kolbach/Albea
- ◆ SWAT Shoot – Deibert
- ◆ SWAT Team- Deibert
- ◆ K9 Training – Parker
- ◆ WLECHA Conference – Parker
- ◆ ERASE Instructor - Krick
- ◆ EMD – Telematics – Dispatch Staff
- ◆ EC/IR – Bahr
- ◆ Yearly Firearms Qual – Patrol/Inv Staff

2.) USE OF FORCE INCIDENTS

During the month of September, there was a use of force incident reported. A Sergeant attempted to conduct a traffic stop. The driver of the vehicle attempted to flee from the officer. As the vehicle approached the Village of Slinger, Slinger officers successfully deployed stop sticks and deflated several tires on the vehicle. The pursuit continued for a short time until the vehicle became inoperable. The male and female subjects were ordered out of the at gun point and did comply. In a separate incident, a Hartford Officer conducted a traffic stop of a motorcycle where the driver did not have a license and had several active warrants. The driver fled on foot and officers pursued. One of the officers deployed a taser, warned the fleeing subject of its potential use. The subject complied and was taken into custody.

Respectfully Submitted,

Scott MacFarlan

Chief of Police



Crime Counts - Hartford PD
September 2022

Group A Crime Counts by Incident/Arrest Date

September 2022

<u>Crime Category</u>	<u>Offenses</u>	<u>Victims</u>	<u>Clearances</u>	<u>Adult Arrests</u>	<u>Juvenile Arrests</u>	<u>Total Arrests</u>
Total Crime	37	37	13	6	3	9
Crimes Against Persons	6	6	4	2	1	3
Murder & Non-Negligent Manslaughter	0	0	0	0	0	0
Manslaughter by Negligence	0	0	0	0	0	0
Sex Offenses	0	0	0	0	0	0
• Rape	0	0	0	0	0	0
• Sodomy	0	0	0	0	0	0
• Sexual Assault w/Object	0	0	0	0	0	0
• Fondling	0	0	0	0	0	0
Sex Offenses - Nonforcible	0	0	0	0	0	0
• Incest	0	0	0	0	0	0
• Statutory Rape	0	0	0	0	0	0
Assault Offenses	6	6	4	2	1	3
• Aggravated Assault	5	5	4	2	1	3
• Simple Assault	0	0	0	0	0	0
• Intimidation	1	1	0	0	0	0
Kidnapping/Abduction	0	0	0	0	0	0
Human Trafficking	0	0	0	0	0	0
• Human Trafficking, Commercial Sex Acts	0	0	0	0	0	0
• Human Trafficking, Involuntary Servitude	0	0	0	0	0	0
Crimes Against Property	19	19	2	2	0	2
Robbery	0	0	0	0	0	0
Burglary	0	0	0	0	0	0
Theft/Larceny	11	11	2	2	0	2
• Theft - Pocket-Picking	4	4	0	0	0	0
• Theft - Purse Snatching	0	0	0	0	0	0
• Theft - Shoplifting	2	2	1	1	0	1
• Theft From Building	1	1	0	0	0	0
• Theft From Coin-Op. Machine	0	0	0	0	0	0
• Theft From Motor Vehicle	0	0	0	0	0	0



Crime Counts - Hartford PD September 2022

• Theft of Motor Vehicle Parts	1	1	0	0	0	0
• Theft - All Other Larceny	3	3	1	1	0	1
Motor Vehicle Theft	0	0	0	0	0	0
Stolen Property Offenses	0	0	0	0	0	0
Arson	0	0	0	0	0	0
Counterfeiting/Forgery	0	0	0	0	0	0
Fraud Offenses	4	4	0	0	0	0
• Fraud - False Pretenses	4	4	0	0	0	0
• Fraud - Credit Card/ATM	0	0	0	0	0	0
• Fraud - Impersonation	0	0	0	0	0	0
• Fraud - Welfare	0	0	0	0	0	0
• Fraud - Wire	0	0	0	0	0	0
• Fraud - Identity Theft	0	0	0	0	0	0
• Fraud - Hacking/Computer Invasion	0	0	0	0	0	0
Embezzlement	0	0	0	0	0	0
Extortion/Blackmail	0	0	0	0	0	0
Bribery	0	0	0	0	0	0
Destruction/Vandalism	4	4	0	0	0	0
Crimes Against Society	12	12	7	2	2	4
Weapon Law Violations	1	1	0	0	0	0
Prostitution Offenses	0	0	0	0	0	0
• Prostitution	0	0	0	0	0	0
• Prostitution - Assisting	0	0	0	0	0	0
• Prostitution - Purchasing	0	0	0	0	0	0
Drug/Narcotic Offenses	11	11	7	2	2	4
• Drug/Narcotics Violations	7	7	4	1	2	3
• Drug Equipment Violations	4	4	3	1	0	1
Gambling Offenses	0	0	0	0	0	0
• Gambling - Betting	0	0	0	0	0	0
• Gambling - Operating	0	0	0	0	0	0
• Gambling - Equipment Violations	0	0	0	0	0	0
• Gambling - Sports Tampering	0	0	0	0	0	0
Pornography	0	0	0	0	0	0
Animal Cruelty	0	0	0	0	0	0



Group B Arrests by Arrest Date

September 2022

<u>Crime Category</u>	<u>Adult Arrests</u>	<u>Juvenile Arrests</u>	<u>Total Arrests</u>
Total Crime	8	4	12
Bad Checks	0	0	0
Curfew/Loitering/Vagrancy	0	0	0
Disorderly Conduct	3	2	5
Driving Under the Influence	2	0	2
Family Offenses, Nonviolent	0	0	0
Liquor Law Violation	0	0	0
Peeping Tom	0	0	0
Trespass of Real Property	0	0	0
All Other Offenses	3	2	5

Counting Rules

Counts on this page are based on the month of the incident or arrest, rather than the month the incident was submitted. If the incident date is unknown, the report date is used. Counts are subject to change as data are updated.

Offense counts are calculated based on the number of offenses for each victim (per incident) for Crimes Against Persons and the number of unique offense types (per incident) for Crimes Against Property and Crimes Against Society. For burglary and motor vehicle theft, offense counts are based on the number of premises entered and the number of vehicles stolen, respectively.

Victim counts are calculated based on the number of victims connected to each unique offense type in an incident. For Crimes Against Persons, the number of victims will be equal to the number of offenses. Victims will be counted more than once if they are connected to multiple offenses.

Arrest counts are calculated based on the number of arrestees listed on a Group A or Group B incident. Each arrestee is counted only once per incident.

Arrests are categorized based on the specific Group A or Group B arrest code submitted by the agency, rather than the incident offense code. Since agencies only submit the most serious arrest charge for each arrestee on an incident, arrest counts are not indicative of the number of charges.

Incidents are cleared in one of two ways: by arrest or by exceptional means. Clearance counts are based on the number of offenses cleared in a given month regardless of when the offense occurred, and can therefore be greater than the number of offenses in a given month. In incident-based reporting, the first arrest on an incident, or an exceptional clearance, will clear all offenses associated with the incident.