

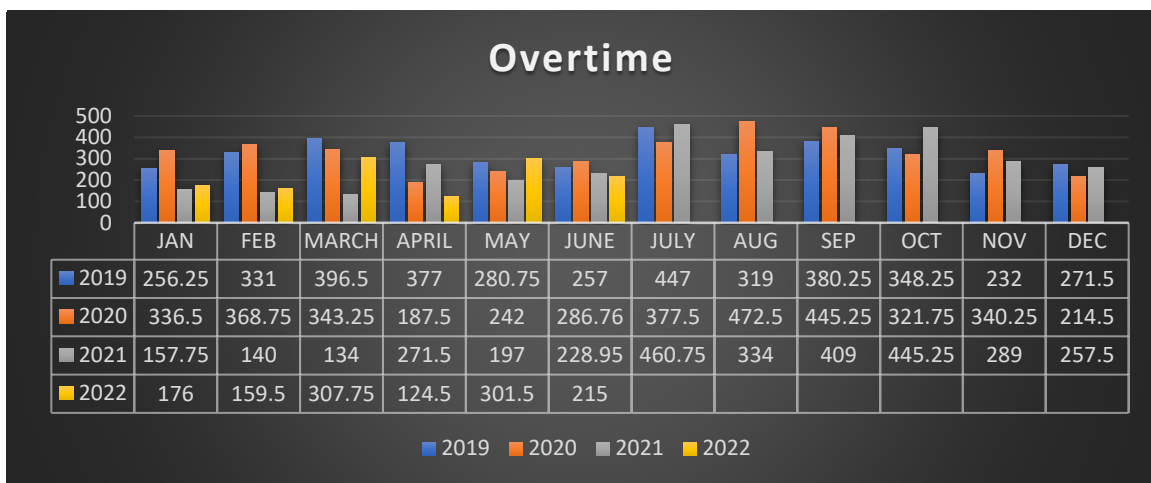
MONTHLY DEPARTMENT REPORT
May 2022

DEPARTMENT: HARTFORD POLICE DEPARTMENT

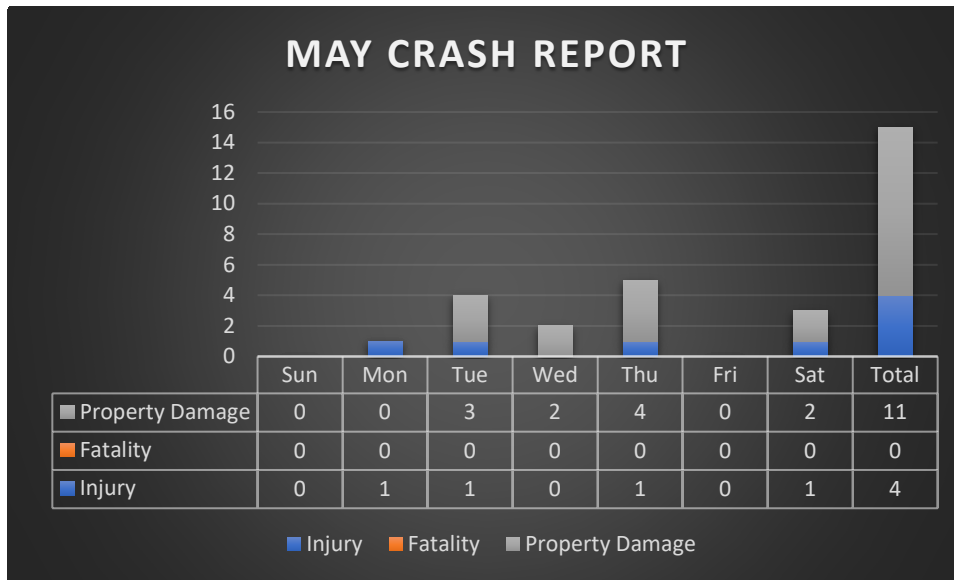
1.) MONTHLY STATISTICAL DATA**

ACTIVITY MEASURE	2022	% OF 2021	2022 YTD TOTAL	% OF 2021	APRIL MAY '21	2021 YTD TOTAL
CALLS FOR SERVICE (MAY)	1292	104%	5815	96%	1243	6040
COMPLAINTS FILED (MAY)	180	93%	909	94%	194	968
WRITTEN WARNINGS (APRIL)	184	93%	908	91%	198	994
TRAFFIC CITATIONS (APRIL)	81	54%	422	59%	151	714
MUNICIPAL CITATIONS (APRIL)	37	58%	130	67%	64	193
FIELD INTERVIEW CARDS (APRIL)	0	N/A	0	0%	0	1
ADULT ARRESTS (UCR DATA) (APRIL)	20	74%	71	38%	27	187
JUVENILE ARRESTS (UCR DATA) (APRIL)	9	113%	18	29%	8	62
SQUAD FLEET MILEAGE	MAY 2022	% OF 2021	2022 YTD TOTAL	% OF 2021	MAY 2021	2021 YTD TOTAL
SQUAD 1 (PATROL)	2463	210%	6950	134%	1171	5192
SQUAD 2 (PATROL)	2201	78%	11351	98%	2839	11637
SQUAD 3 (PATROL)	1443	80%	8464	112%	1809	7542
SQUAD 4 (PATROL)	1606	147%	5283	71%	1090	7490
SQUAD 5 (PATROL)	1150	62%	9034	95%	1853	9519
SQUAD 6 (ADMIN/POLICE AIDES)	791	268%	2578	81%	295	1435
SQUAD 7 (PATROL/SPECIAL PURPOSE)	819	381%	2778	135%	215	2052
SQUAD 8 (ADMIN)*	993	195%	3706	107%	510	3450
SQUAD 9 (PATROL/K-9)	1197	189%	6563	150%	633	4374
SQUAD 10 (ADMIN/PSLO)*	35	N/A	390	N/A	42	N/A
TOTAL SQUAD MILEAGE	12698	122%	56707	108%	10415	52691
AVERAGE SQUAD MILEAGE	1270	122%	5671	108%	1042	5269

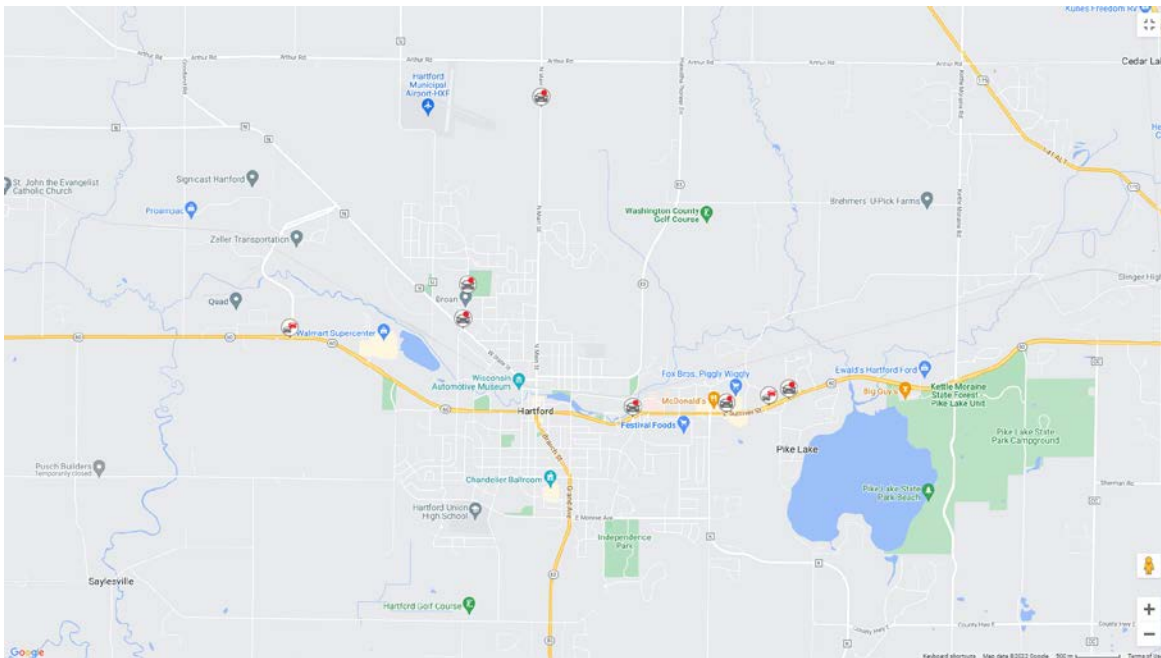
**See below for specific Wisconsin Incident Based Reporting crime data.



The month of May saw a significant increase in overtime from the previous year.



During the month of May, officers investigated one more vehicular crash incident than the previous month. Four crashes were personal injury related, and eleven resulted in property damage. They occurred on every day of the week with Thursday being somewhat higher than other days for property damage related crashes and Saturday for injury crashes. See below map for a snapshot of crash locations in May.



1.) CHIEF'S ACTIVITIES

- ◆ Attended various meetings
- ◆ Laid wreath at Marshal Scherger's grave for Law Enforcement Memorial

COMMENTS: The law enforcement agencies in Washington County remembered their fallen officers this month. The midnight bagpiper played at the

Slinger Police Department and wreaths were laid at the gravesites of the fallen officers.

DEPARTMENT TRAINING

- ◆ Department MILO Training: School Gym Hostage/Bike Shop
Hostage/Alzheimers – Patrol/Investigative Staff
- ◆ City EAP – All Staff
- ◆ Honor Guard – Kolbach
- ◆ SWAT Shoot – Deibert
- ◆ Monthly SWAT - Deibert
- ◆ Dodge Co K9 Training – Parker
- ◆ Sexual Assault Best Practices – Strunsee, Whipple
- ◆ Iso Ex: DAAT – Patrol/Inv Staff
- ◆ IPMBA Bike Officer – Strunsee
- ◆ County Active Attack Meeting – Krick/Kraemer
- ◆ Team Honor Guard – Whipple/Kraemer/Kolbach/Deibert/Janzen/Albea

2.) *USE OF FORCE INCIDENTS*

During the month of May, there was a use of force incident reported. An individual who was determined to be the primary aggressor in a domestic abuse incident, physically fought with police upon attempting to take her into custody. Officers eventually gained control of the individual through physical means.

Respectfully Submitted,

Scott MacFarlan

Chief of Police



Crime Counts - Hartford PD
May 2022

Group A Crime Counts by Incident/Arrest Date

May 2022

<u>Crime Category</u>	<u>Offenses</u>	<u>Victims</u>	<u>Clearances</u>	<u>Adult Arrests</u>	<u>Juvenile Arrests</u>	<u>Total Arrests</u>
Total Crime	40	40	26	14	4	18
Crimes Against Persons	7	7	3	1	2	3
Murder & Non-Negligent Manslaughter	0	0	0	0	0	0
Manslaughter by Negligence	0	0	0	0	0	0
Sex Offenses	2	2	0	0	0	0
• Rape	1	1	0	0	0	0
• Sodomy	0	0	0	0	0	0
• Sexual Assault w/Object	0	0	0	0	0	0
• Fondling	1	1	0	0	0	0
Sex Offenses - Nonforcible	0	0	1	0	1	1
• Incest	0	0	0	0	0	0
• Statutory Rape	0	0	1	0	1	1
Assault Offenses	5	5	2	1	1	2
• Aggravated Assault	3	3	1	1	0	1
• Simple Assault	0	0	0	0	0	0
• Intimidation	2	2	1	0	1	1
Kidnapping/Abduction	0	0	0	0	0	0
Human Trafficking	0	0	0	0	0	0
• Human Trafficking, Commercial Sex Acts	0	0	0	0	0	0
• Human Trafficking, Involuntary Servitude	0	0	0	0	0	0
Crimes Against Property	16	16	5	2	2	4
Robbery	0	0	0	0	0	0
Burglary	1	1	0	0	0	0
Theft/Larceny	6	6	2	1	1	2
• Theft - Pocket-Picking	2	2	1	1	0	1
• Theft - Purse Snatching	0	0	0	0	0	0
• Theft - Shoplifting	1	1	1	0	1	1
• Theft From Building	1	1	0	0	0	0
• Theft From Coin-Op. Machine	0	0	0	0	0	0
• Theft From Motor Vehicle	1	1	0	0	0	0



Crime Counts - Hartford PD May 2022

• Theft of Motor Vehicle Parts	0	0	0	0	0	0
• Theft - All Other Larceny	1	1	0	0	0	0
Motor Vehicle Theft	0	0	0	0	0	0
Stolen Property Offenses	0	0	0	0	0	0
Arson	0	0	0	0	0	0
Counterfeiting/Forgery	0	0	0	0	0	0
Fraud Offenses	5	5	1	0	1	1
• Fraud - False Pretenses	4	4	0	0	0	0
• Fraud - Credit Card/ATM	1	1	1	0	1	1
• Fraud - Impersonation	0	0	0	0	0	0
• Fraud - Welfare	0	0	0	0	0	0
• Fraud - Wire	0	0	0	0	0	0
• Fraud - Identity Theft	0	0	0	0	0	0
• Fraud - Hacking/Computer Invasion	0	0	0	0	0	0
Embezzlement	0	0	0	0	0	0
Extortion/Blackmail	0	0	0	0	0	0
Bribery	0	0	0	0	0	0
Destruction/Vandalism	4	4	2	1	0	1
Crimes Against Society	17	17	18	11	0	11
Weapon Law Violations	2	2	2	1	0	1
Prostitution Offenses	0	0	0	0	0	0
• Prostitution	0	0	0	0	0	0
• Prostitution - Assisting	0	0	0	0	0	0
• Prostitution - Purchasing	0	0	0	0	0	0
Drug/Narcotic Offenses	15	15	16	10	0	10
• Drug/Narcotics Violations	10	10	10	9	0	9
• Drug Equipment Violations	5	5	6	1	0	1
Gambling Offenses	0	0	0	0	0	0
• Gambling - Betting	0	0	0	0	0	0
• Gambling - Operating	0	0	0	0	0	0
• Gambling - Equipment Violations	0	0	0	0	0	0
• Gambling - Sports Tampering	0	0	0	0	0	0
Pornography	0	0	0	0	0	0
Animal Cruelty	0	0	0	0	0	0



Group B Arrests by Arrest Date

May 2022

<u>Crime Category</u>	<u>Adult Arrests</u>	<u>Juvenile Arrests</u>	<u>Total Arrests</u>
Total Crime	6	5	11
Bad Checks	0	0	0
Curfew/Loitering/Vagrancy	0	0	0
Disorderly Conduct	1	0	1
Driving Under the Influence	1	0	1
Family Offenses, Nonviolent	0	0	0
Liquor Law Violation	1	0	1
Peeping Tom	0	0	0
Trespass of Real Property	0	0	0
All Other Offenses	3	5	8

Counting Rules

Counts on this page are based on the month of the incident or arrest, rather than the month the incident was submitted. If the incident date is unknown, the report date is used. Counts are subject to change as data are updated.

Offense counts are calculated based on the number of offenses for each victim (per incident) for Crimes Against Persons and the number of unique offense types (per incident) for Crimes Against Property and Crimes Against Society. For burglary and motor vehicle theft, offense counts are based on the number of premises entered and the number of vehicles stolen, respectively.

Victim counts are calculated based on the number of victims connected to each unique offense type in an incident. For Crimes Against Persons, the number of victims will be equal to the number of offenses. Victims will be counted more than once if they are connected to multiple offenses.

Arrest counts are calculated based on the number of arrestees listed on a Group A or Group B incident. Each arrestee is counted only once per incident.

Arrests are categorized based on the specific Group A or Group B arrest code submitted by the agency, rather than the incident offense code. Since agencies only submit the most serious arrest charge for each arrestee on an incident, arrest counts are not indicative of the number of charges.

Incidents are cleared in one of two ways: by arrest or by exceptional means. Clearance counts are based on the number of offenses cleared in a given month regardless of when the offense occurred, and can therefore be greater than the number of offenses in a given month. In incident-based reporting, the first arrest on an incident, or an exceptional clearance, will clear all offenses associated with the incident.