

MONTHLY DEPARTMENT REPORT
December 2022



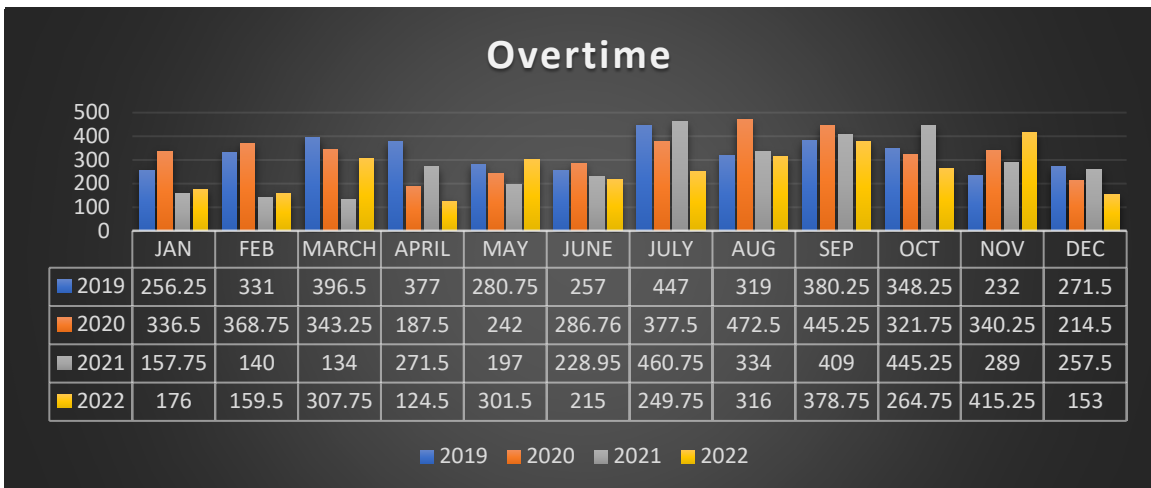
DEPARTMENT: HARTFORD POLICE

I.) MONTHLY STATISTICAL DATA**

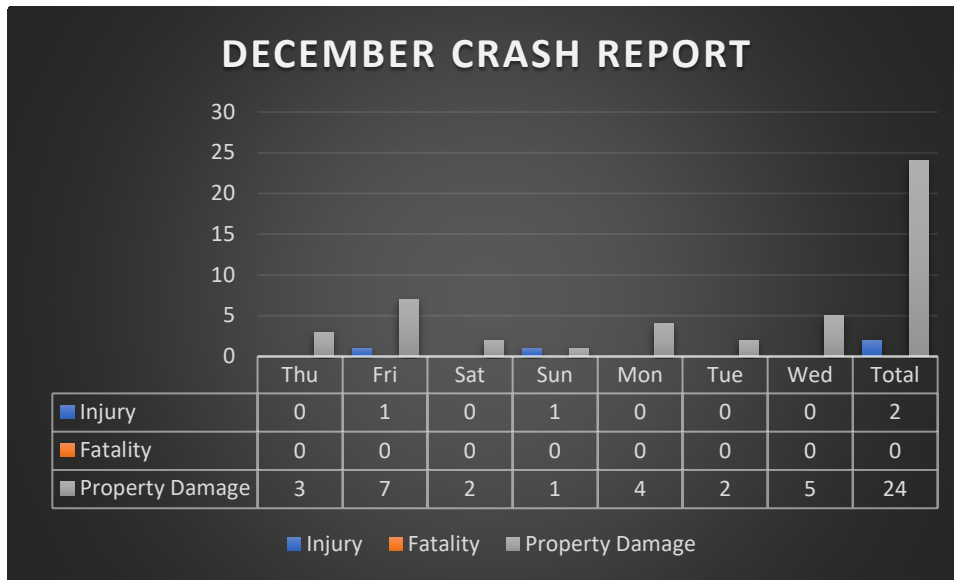
ACTIVITY MEASURE	2022	% OF 2021	2022 YTD TOTAL	% OF 2021	NOVEMBER DEC '21	2021 YTD TOTAL
CALLS FOR SERVICE (DECEMBER)	1207	98%	14366	97%	1235	14741
COMPLAINTS FILED (DECEMBER)	179	112%	2004	94%	160	2138
WRITTEN WARNINGS (NOVEMBER)	210	119%	2438	100%	176	2432
TRAFFIC CITATIONS (NOVEMBER)	125	134%	1070	70%	93	1534
MUNICIPAL CITATIONS (NOVEMBER)	39	205%	347	99%	19	351
FIELD INTERVIEW CARDS (NOVEMBER)	0	#DIV/0!	0	0%	0	3
ADULT ARRESTS (UCR DATA) (NOVEMBER)	22	116%	199	53%	19	378
JUVENILE ARRESTS (UCR DATA) (NOVEMBER)	17	567%	72	65%	3	111

SQUAD FLEET MILEAGE	DECEMBER 2022	% OF 2021	2022 YTD TOTAL	% OF 2021	DECEMBER 2021	2021 YTD TOTAL
SQUAD 1 (PATROL)	2384	147%	20693	136%	1624	15221
SQUAD 2 (PATROL)	920	39%	24056	93%	2370	25896
SQUAD 3 (PATROL)	1387	72%	17464	89%	1916	19521
SQUAD 4 (PATROL)	1613	#DIV/0!	18284	100%	0	18282
SQUAD 5 (PATROL)	1849	97%	17622	78%	1914	22610
SQUAD 6 (ADMIN/POLICE AIDES)	581	92%	6597	117%	634	5630
SQUAD 7 (PATROL/SPECIAL PURPOSE)	395	114%	6327	123%	345	5158
SQUAD 8 (ADMIN)	277	38%	9009	103%	726	8718
SQUAD 9 (PATROL/K-9)	697	113%	9523	91%	618	10520
SQUAD 10 (ADMIN/PSLO)	80	170%	1077	223%	47	483
TOTAL SQUAD MILEAGE	10183	100%	130652	99%	10147	131556
AVERAGE SQUAD MILEAGE	1018	100%	13065	99%	1015	13156

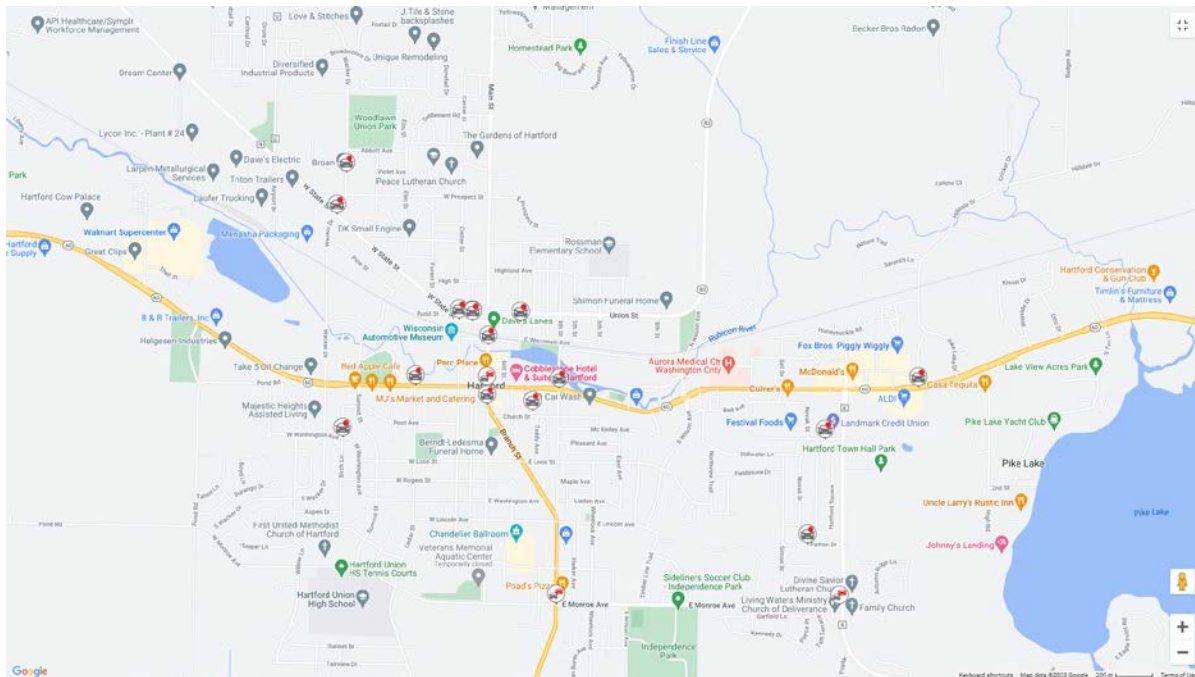
**See below for specific Wisconsin Incident Based Reporting crime data.



The month of December saw a significant decrease in overtime from the previous years.



During the month of December officers investigated five less vehicular crash incidents than the previous month. Two of the crashes was personal injury related, and twenty-four resulted in property damage. They occurred on every day of the week with Friday being somewhat higher than other days for property damage related crashes. See below map for a snapshot of crash locations in December.



1.) *CHIEF'S ACTIVITIES*

- ◆ Attended various meetings
- ◆ Finalized the Union Contract
- ◆ Worked on accepting credit cards as forms of payment
- ◆ Attended the Flight for Life opening at their hanger at the Hartford Municipal Airport

COMMENTS:

Merry Christmas everyone from Hartford PD! This month I worked with the finance department to implement the ability to pay certain charges with a credit card. This should result in more debt being collected, as many individuals do not always carry cash on them. The new program should go live in February. I, along with City Administrator Volkert, attended the soft opening of Flight for Life. The medical transport service relocated to Hartford Municipal Airport and is providing a much needed and valuable service to the City of Hartford and surrounding areas. The aircraft are 2021 models costing approximately \$8,000,000 apiece.



DEPARTMENT TRAINING

- ◆ Department MILO Training: Good Samaritan/Drug Warehouse/Domestic Transport – Patrol/Investigative Staff
- ◆ Monthly ISO Ex: Injured shooter handgun – Patrol/Investigative Staff
- ◆ SWAT Team- Deibert
- ◆ Financial Records Examination/Analysis - Engebretsen
- ◆ EMD – High Risk Pregnancy – Dispatch Staff
- ◆ Monthly K9 – Parker
- ◆ EC/IR Re-cert –Krick/Dorn/Hubbard/Cummings/Macfarlan/Deckert/Thickens Deibert/Janzen/Kolbach/Albea/Fidler/Engebretsen/Whipple/Reiman/Zens/Zywicki

2.) USE OF FORCE INCIDENTS

During the month of December there no reportable use of force incidents.

Respectfully Submitted,

Scott MacFarlan

Chief of Police



Crime Counts - Hartford PD
December 2022

Group A Crime Counts by Incident/Arrest Date

December 2022

<u>Crime Category</u>	<u>Offenses</u>	<u>Victims</u>	<u>Clearances</u>	<u>Adult Arrests</u>	<u>Juvenile Arrests</u>	<u>Total Arrests</u>
Total Crime	21	21	13	10	1	11
Crimes Against Persons	7	7	5	4	0	4
Murder & Non-Negligent Manslaughter	0	0	0	0	0	0
Manslaughter by Negligence	0	0	0	0	0	0
Sex Offenses	0	0	0	0	0	0
• Rape	0	0	0	0	0	0
• Sodomy	0	0	0	0	0	0
• Sexual Assault w/Object	0	0	0	0	0	0
• Fondling	0	0	0	0	0	0
Sex Offenses - Nonforcible	0	0	0	0	0	0
• Incest	0	0	0	0	0	0
• Statutory Rape	0	0	0	0	0	0
Assault Offenses	6	6	4	3	0	3
• Aggravated Assault	6	6	4	3	0	3
• Simple Assault	0	0	0	0	0	0
• Intimidation	0	0	0	0	0	0
Kidnapping/Abduction	1	1	1	1	0	1
Human Trafficking	0	0	0	0	0	0
• Human Trafficking, Commercial Sex Acts	0	0	0	0	0	0
• Human Trafficking, Involuntary Servitude	0	0	0	0	0	0
Crimes Against Property	8	8	3	2	1	3
Robbery	0	0	0	0	0	0
Burglary	0	0	0	0	0	0
Theft/Larceny	4	4	2	1	1	2
• Theft - Pocket-Picking	0	0	0	0	0	0
• Theft - Purse Snatching	0	0	0	0	0	0
• Theft - Shoplifting	1	1	1	1	0	1
• Theft From Building	1	1	1	0	1	1
• Theft From Coin-Op. Machine	0	0	0	0	0	0
• Theft From Motor Vehicle	0	0	0	0	0	0



Crime Counts - Hartford PD

December 2022

• Theft of Motor Vehicle Parts	0	0	0	0	0	0
• Theft - All Other Larceny	2	2	0	0	0	0
Motor Vehicle Theft	0	0	0	0	0	0
Stolen Property Offenses	0	0	0	1	0	1
Arson	0	0	0	0	0	0
Counterfeiting/Forgery	0	0	0	0	0	0
Fraud Offenses	2	2	0	0	0	0
• Fraud - False Pretenses	2	2	0	0	0	0
• Fraud - Credit Card/ATM	0	0	0	0	0	0
• Fraud - Impersonation	0	0	0	0	0	0
• Fraud - Welfare	0	0	0	0	0	0
• Fraud - Wire	0	0	0	0	0	0
• Fraud - Identity Theft	0	0	0	0	0	0
• Fraud - Hacking/Computer Invasion	0	0	0	0	0	0
Embezzlement	0	0	0	0	0	0
Extortion/Blackmail	0	0	0	0	0	0
Bribery	0	0	0	0	0	0
Destruction/Vandalism	2	2	1	0	0	0
Crimes Against Society	6	6	5	4	0	4
Weapon Law Violations	0	0	0	0	0	0
Prostitution Offenses	0	0	0	0	0	0
• Prostitution	0	0	0	0	0	0
• Prostitution - Assisting	0	0	0	0	0	0
• Prostitution - Purchasing	0	0	0	0	0	0
Drug/Narcotic Offenses	6	6	5	4	0	4
• Drug/Narcotics Violations	4	4	3	3	0	3
• Drug Equipment Violations	2	2	2	1	0	1
Gambling Offenses	0	0	0	0	0	0
• Gambling - Betting	0	0	0	0	0	0
• Gambling - Operating	0	0	0	0	0	0
• Gambling - Equipment Violations	0	0	0	0	0	0
• Gambling - Sports Tampering	0	0	0	0	0	0
Pornography	0	0	0	0	0	0
Animal Cruelty	0	0	0	0	0	0



Group B Arrests by Arrest Date

December 2022

<u>Crime Category</u>	<u>Adult Arrests</u>	<u>Juvenile Arrests</u>	<u>Total Arrests</u>
Total Crime	12	16	28
Bad Checks	0	0	0
Curfew/Loitering/Vagrancy	0	0	0
Disorderly Conduct	0	0	0
Driving Under the Influence	0	0	0
Family Offenses, Nonviolent	0	0	0
Liquor Law Violation	1	0	1
Peeping Tom	0	0	0
Trespass of Real Property	1	0	1
All Other Offenses	10	16	26

Counting Rules

Counts on this page are based on the month of the incident or arrest, rather than the month the incident was submitted. If the incident date is unknown, the report date is used. Counts are subject to change as data are updated.

Offense counts are calculated based on the number of offenses for each victim (per incident) for Crimes Against Persons and the number of unique offense types (per incident) for Crimes Against Property and Crimes Against Society. For burglary and motor vehicle theft, offense counts are based on the number of premises entered and the number of vehicles stolen, respectively.

Victim counts are calculated based on the number of victims connected to each unique offense type in an incident. For Crimes Against Persons, the number of victims will be equal to the number of offenses. Victims will be counted more than once if they are connected to multiple offenses.

Arrest counts are calculated based on the number of arrestees listed on a Group A or Group B incident. Each arrestee is counted only once per incident.

Arrests are categorized based on the specific Group A or Group B arrest code submitted by the agency, rather than the incident offense code. Since agencies only submit the most serious arrest charge for each arrestee on an incident, arrest counts are not indicative of the number of charges.

Incidents are cleared in one of two ways: by arrest or by exceptional means. Clearance counts are based on the number of offenses cleared in a given month regardless of when the offense occurred, and can therefore be greater than the number of offenses in a given month. In incident-based reporting, the first arrest on an incident, or an exceptional clearance, will clear all offenses associated with the incident.